

Catoosa Online Academy



Edmentum Quick Guide for COA Students

1. Students have a single sign in to Edmentum through their student Clever.

Clever: [CLEVER LINK](#)

- a. Use your current school
- b. Username: student lunch number
- c. Password: your birthday in the format mmddyyyy

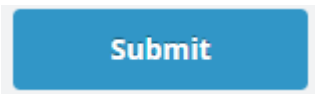
Edmentum:

- d. Students access Edmentum through their Clever account and the Edmentum website.
- e. Clever - students login to their Clever account, then click on the Edmentum icon.

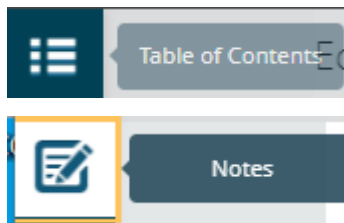


*Students may login at <https://auth.edmentum.com/elf/login> through the Google icon.

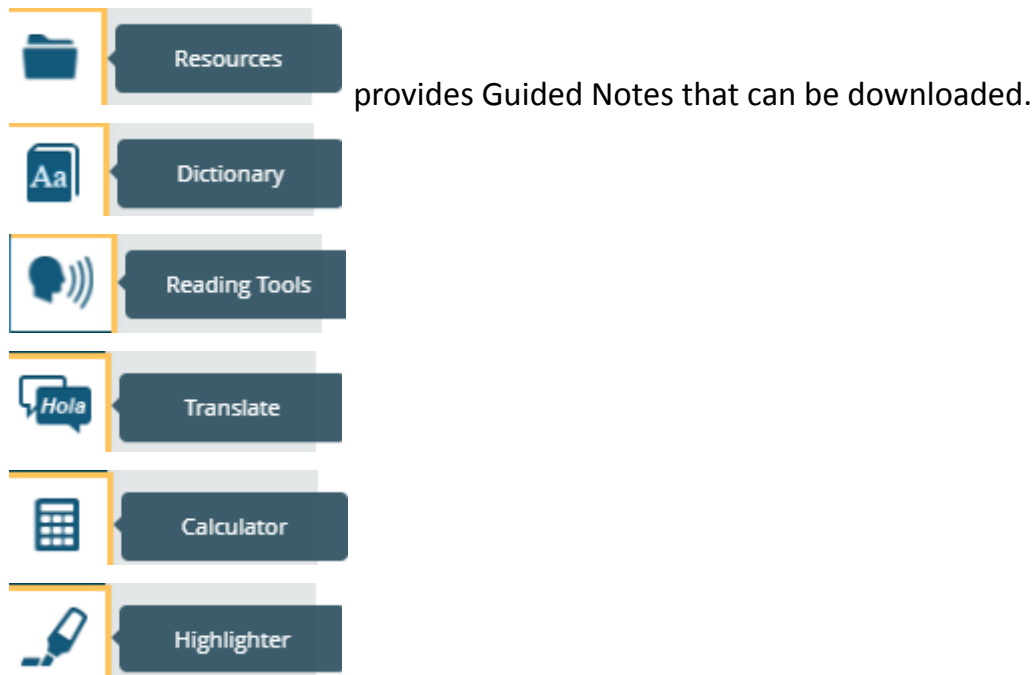
2. Edmentum courses are organized as follows: Course → Units → Lessons.
 - a. Within the lessons, multiple instructional strategies are used to present content. Students may have checks for understanding that must be answered before progressing through the lesson. Checks for understanding are not graded. To complete the checks students must submit each answer.



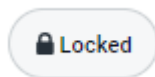
- b. Within the tutorials, there are several resources available for students.



allows students to take notes.



- c. Mastery Tests are at the end of most lessons. Edmentum set mastery of these tests at 80%. Mastery Tests are locked after completion. Students who make less than an 80, may retake the Mastery Test by reviewing the entire lesson; this will unlock the Mastery Test. Students have 2-3 attempts depending on the course, with the highest score being recorded.



- d. Throughout the unit, there are one or more graded discussions and/or assignments. Edmentum provides clear instructions to complete and submit the graded work. Students will be asked to either type directly into Edmentum and submit the assignment or be prompted to upload the assignment into the Edmentum dropbox. The COA website has a separate document for uploading files into the Edmentum Dropboxes.

 Discussion:

Discussions are to help students begin thinking in a focused manner about the material in the unit.

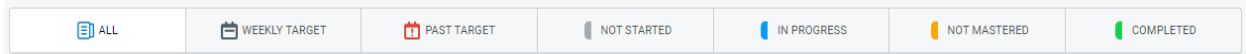
 Unit Activity:

Unit activities are cumulative activities that ensure students learn from the tutorials. Many units have only one activity. When this occurs, the unit activities are involved and will most likely take more one to three hours to complete.

- e. Unit tests are locked. When students are ready for the unit test, they will need to email their teacher requesting that the test be unlocked.



3. Due dates are set for all graded assignments and are established as a guide and structure for the course. To check due dates, click on “All” in the course; the due dates are listed on the left side. Adhering to the due dates will prevent you from falling behind.



4. Edmentum records all time spent on the platform. By clicking on “View Progress Report” on your Edmentum platform, students can see how much time has been spent on each task.

